

What do artists do?

States of being: *Artist*



We will be looking at how different artists create dots and circles in art in completely different ways. We will be exploring different materials and tools in order to create dots and circles.

Challenge!

We will be creating our own collaborative dot and circle art in the style of one of the chosen artists- Yayoi Kusama; Damien Hirst; Wassily Kandinsky- using a chosen material and if appropriate tool to apply the material. We will then answer the question together of 'What do artists do?'

What do artists do?

National Curriculum Objectives:

- Use drawing and painting to develop and share their ideas, experiences and imagination.
- Develop a range of art and design techniques in using colour and pattern.
- Learn about the work of a range of artists, craft makers and designers

Key vocabulary:

shape



The space created by an outline.

size



How big something is.

pattern



Repetition of shapes.

different



Things that are not the same.

materials



What something is made up of.

medium




The material used or the style of art.

A dot is a circle shape.




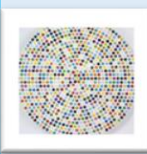
Yayoi Kusama

- Japanese Artist
- Polka dot Princess
- Painter and Sculptor




Damien Hirst

British Artist



Wassily Kandinsky

Russian Artist



We can use different tools to create shapes. For example: paintbrushes, sponges, corks...

